



Exclusive distributor of SKYWELL in UAE

M-12, Musaffah Industrial Area,
Abu Dhabi, U.A.E

Mon-Fri : 8:00 am - 6:00 pm (Saturday & Sunday Closed)

+9712 403 4755



Exclusive dealer for SKYWELL in Dubai

Showroom #46, New Al Aweer Auto Market,
Ras Al Khor, Dubai, U.A.E

Mon-Sat: 9:00 am - 8:30 pm (Sunday Closed)

+971 4 548 5633

www.skywell-uae.com
800-skywell (759 9355)



SKYWELL ET5
PREMIUM ELECTRIC SUV

HIGHEST LEVEL OF COMFORT AND DESIGN

Skywell ET5 has indulgent specifications that offers one of the most luxurious and comfortable driving experiences you've ever known.





EMBRACE THE EXTRAORDINARY

The Skywell ET5 embodies a new era in electric vehicles. The exclusive exterior is matched in its premium feel by an interior that is a cut above the rest.



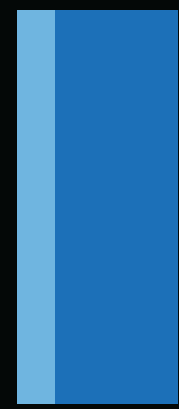
BE BOLD

The sophisticated and bold grille design enhances the overall impression of the vehicle making a strong statement of character. The inclusion of four powerful Laser Headlights with four synchronic indicators enhances the overall impression.



EXPRESS YOUR INDIVIDUALITY

Integrated brand name in the rear lights is bold and stands out among all vehicles currently on the road. Stand apart from the crowd.





AMAZING SPACE

More space that you could possibly know what to do with. Exceptional 467L storage space for all your needs and more



WHEELS THAT TURN HEADS

Aesthetically designed, the 19 inch alloy wheels add a premium presence when the Skywell ET5 is seen on the streets.



EXCEPTIONAL RANGE, NO EMISSION

Enjoy carefree drive with your Skywell ET5, thanks to the high range, short charge time and adaptability to UAE energy infrastructure. Plus, with the zero emission you do your part towards the environment and for our future!



RELAX LIKE NEVER BEFORE

With the first global patented sleep mode technology, Skywell ET5 is the only vehicle that gives you an opportunity to sleep and rest inside the vehicle with just a tap at the screen.



REFLECT YOUR MOOD

Ambient lighting with an array of colors to choose from, in the front and in the rear. Show how you feel.




REFINED QUALITY

Designed to perfection with smart wooden trim interior. Skyworth speakers enhance your driving experience.



PREMIUM FINISH

Intuitive, classic interior with high quality materials. A pleasure to touch and feel.



BIGGER, BOLDER AND BETTER

With a wheelbase of 2,800 mm, Skywell ET5 provides abundant space for the rear passengers!

ADAPTIVE CRUISE CONTROL

Helps you maintain safe following-distance and stay within the speed limits



LANE KEEPING ASSIST

Proactively supports the driver by keeping the vehicle in the center of the lane

HIGH BEAM ASSIST

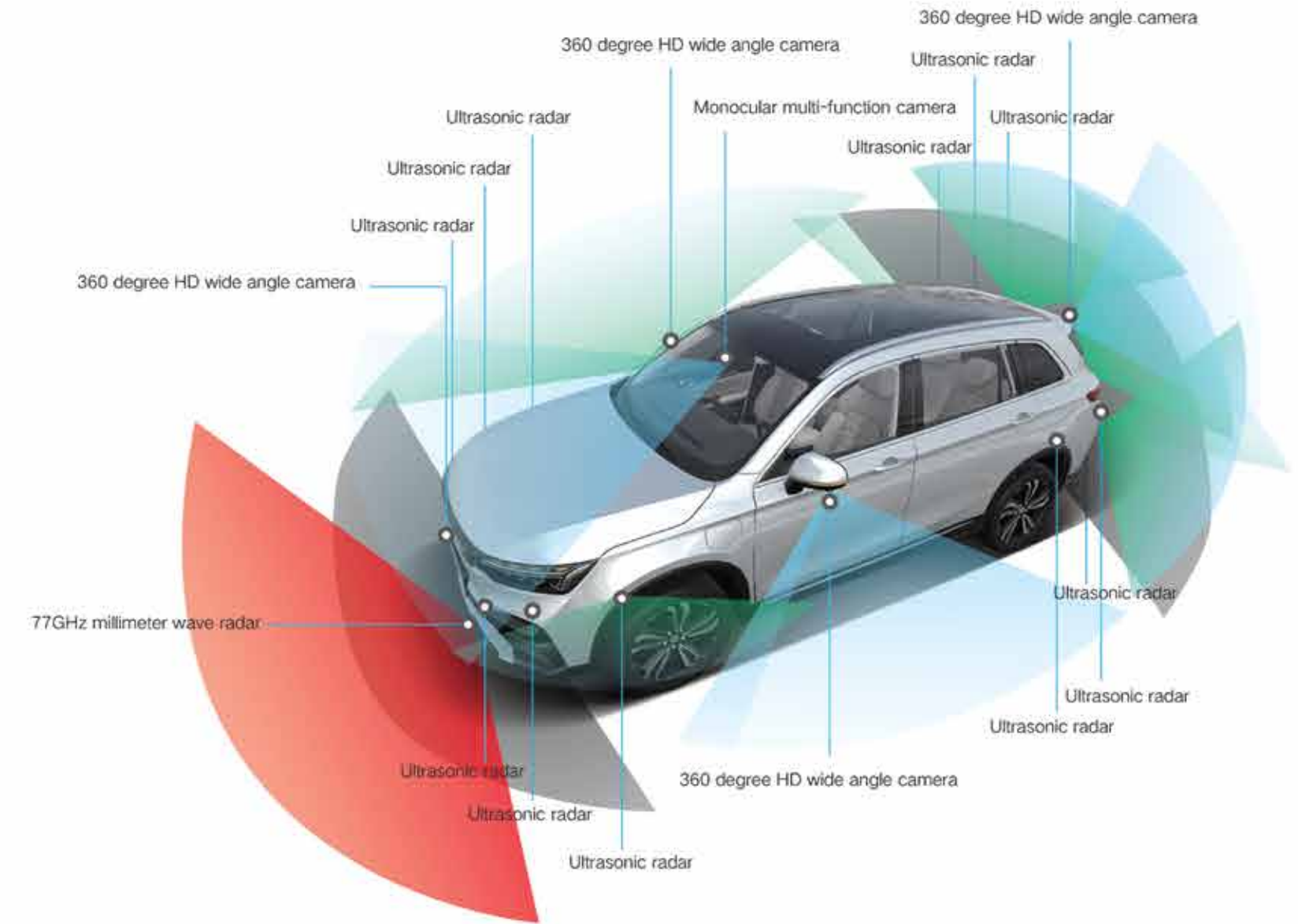
Automatically switches headlights from high beam to low beam and back, to reduce driving burden



TRAFFIC SIGN RECOGNITION

Recognizes traffic signs and relays the information to the driver

360 DEGREE CAMERA, SENSORS





SLEEP MODE (PATENTED)

Looking for a power nap, Skywell ET5 lets you rest inside your vehicle for a 45 min break with fully reclined seats



CAMPING MODE

Going camping, use Skywell ET5's Camping Mode to illuminate the surrounding and use the 220V car power-supply for multiple purpose



PARTY MODE

Now, use the Skywell ET5 to create a dynamic zone using the vehicle lights to have a party atmosphere



MUSIC MODE

Using the technology of Skyworth, the Skywell vehicles come with high performance speakers to up your mood

SPECIFICATION

BASIC FEATURES	COMFORT Includes Basic Features +	LUXURY Includes Comfort Equipment +	LUXURY PLUS Includes Luxury Equipment +																
<p>Electric Motor</p> <table border="0"> <tr><td>Rated Output</td><td>150 kW</td></tr> <tr><td>Electric Range (WLTP)</td><td>400 - 450 kms</td></tr> <tr><td>Rated Power</td><td>65 kW</td></tr> <tr><td>Max. Torque</td><td>320 Nm</td></tr> <tr><td>Acceleration (0-100 km/h)</td><td>9.6s</td></tr> <tr><td>Top Speed (km/h)</td><td>150 km</td></tr> <tr><td>Motor and Drive Type</td><td>Front Motor, Front Wheel Drive</td></tr> <tr><td>Gear Box Type</td><td>Single Reduction Gear</td></tr> </table>	Rated Output	150 kW	Electric Range (WLTP)	400 - 450 kms	Rated Power	65 kW	Max. Torque	320 Nm	Acceleration (0-100 km/h)	9.6s	Top Speed (km/h)	150 km	Motor and Drive Type	Front Motor, Front Wheel Drive	Gear Box Type	Single Reduction Gear	<p>Safety Features: ABS, EBD, EBA, ESC, TCS</p> <p>Cruise Control</p> <p>Hill Assist and Descent Control</p> <p>Intelligent Key and Remote Central Locking</p> <p>12.8 inch Touch Type LCD Central Display Control Screen</p> <p>12.3 inch Touch Type LCD Display Screen on Instrument Panel</p> <p>Electronic Power Brake with iBooster System</p> <p>Rear View Camera</p> <p>Front and Rear Parking Sensors</p> <p>Driving Mode Selection - Standard and Sport</p> <p>Multi-Function Leather Steering Wheel</p> <p>Driver and Passenger Electric Seat Adjustment</p> <p>Heated and Ventilated Front Row Seats</p> <p>Bluetooth® and 8 Skyworth Speakers</p> <p>Automatic LED Headlights with Electric Levelizer</p> <p>LED Daytime Running Lights</p> <p>Front Fog Lamps</p> <p>Front and Rear Electric Windows</p> <p>Roof Rail</p> <p>12V Power Outlet</p> <p>Patented Sleeping Seats with Rest Mode</p> <p>Front and Rear LED Roof Reading Lamp</p> <p>Air Purification (PM2.5)</p> <p>3 USB Connectivity Port</p> <p>220V Power Source</p> <p>Party Model/Rhyming Lights</p> <p>Seat Color and Material: Black Leather</p>	<p>Automatic Laser Headlights</p> <p>Adaptive Cruise Control</p> <p>Rear Privacy Glass</p> <p>128 Colors Ambient Lights</p> <p>Wireless Phone Charging</p> <p>Camping Mode</p> <p>Vehicle to Load Discharge Mode</p> <p>Seat Color and Material: Grey Leather + Suede</p>	<p>360° Camera (Panoramic View)</p> <p>Seat Color and Material: Brown Leather + Suede</p>
Rated Output	150 kW																		
Electric Range (WLTP)	400 - 450 kms																		
Rated Power	65 kW																		
Max. Torque	320 Nm																		
Acceleration (0-100 km/h)	9.6s																		
Top Speed (km/h)	150 km																		
Motor and Drive Type	Front Motor, Front Wheel Drive																		
Gear Box Type	Single Reduction Gear																		
<p>Battery Details</p> <table border="0"> <tr><td>Battery Capacity</td><td>71.98 kWh</td></tr> <tr><td>Max. Charging Capacity DC</td><td>80 kW</td></tr> <tr><td>Max. Charging Capacity AC</td><td>11 kW</td></tr> <tr><td>DC Charging Time</td><td>40 minutes (380v); 20% to 80%</td></tr> <tr><td>AC Charging Time</td><td>8-10h (220v)</td></tr> <tr><td>Energy Recovery System</td><td>Energy Recovery > 30%</td></tr> <tr><td>Thermal Management</td><td>Intelligent Battery Temperature Control</td></tr> <tr><td>Max. Gradeability</td><td>> 30%</td></tr> </table>	Battery Capacity	71.98 kWh	Max. Charging Capacity DC	80 kW	Max. Charging Capacity AC	11 kW	DC Charging Time	40 minutes (380v); 20% to 80%	AC Charging Time	8-10h (220v)	Energy Recovery System	Energy Recovery > 30%	Thermal Management	Intelligent Battery Temperature Control	Max. Gradeability	> 30%			
Battery Capacity	71.98 kWh																		
Max. Charging Capacity DC	80 kW																		
Max. Charging Capacity AC	11 kW																		
DC Charging Time	40 minutes (380v); 20% to 80%																		
AC Charging Time	8-10h (220v)																		
Energy Recovery System	Energy Recovery > 30%																		
Thermal Management	Intelligent Battery Temperature Control																		
Max. Gradeability	> 30%																		
<p>Key Specifications</p> <ul style="list-style-type: none"> Slow & Fast Charging Interface 16 Loops Ball Cage Body Structure Load Bearing Body with Thermal Forming Reinforce Driver, Front Passenger, Side and Curtain Airbags (6 Airbags) Front Automatic AC with Rear Cooling Vents Panoramic Sunroof 																			

EXTERIOR & INTERIOR COLORS



BROWN SUEDE



GREY SUEDE



BLACK LEATHER

